

6/14/2004

Revised 2/1/2019

BIG MOUNTAIN WATER COMPANY

The Big Mountain Water Company supplies water to all facilities in the Big Mountain Base Area as well as surrounding subdivisions. Application for Service and Big Mountain Water Company rules and regulations can be obtained by contacting the water department at 406-862-1991 or 862-1941

All water service lines must be equipped with a Big Mountain Water Company approved water meter and back flow prevention assembly. See addendum "A". Water meters are provided by Big Mountain Water Company as well as the meter maintenance and testing. All other costs including the backflow assembly installation and testing of the equipment is the responsibility of the owner.

The meter can be obtained by contacting Water Company personnel in the Maintenance Building, 3808 Big Mountain Road, telephone (406) 862-1991. All facilities and buildings are required to have the meter, remote readout and backflow prevention assembly installed at the time water service to the building is connected. Any variance to these conditions must be approved in writing prior to start of construction.

1. Meter Location

In all cases the meter must be located where it is easily accessible for reading purposes and repairs. The consumer must furnish proper protection from frost or other damage. A minimum of 32 inches of clearance will be maintained around the meter for accessibility. Meters located in crawl spaces must meet accessibility requirements. Remote read-out meters shall be installed near electrical and natural gas meters and meet accessibility requirements on the outside of the building.

2. Equipment Use

All Fire Hydrants and Water Service Equipment used to provide water to consumers must be metered. Any unauthorized or fraudulent use or tampering with Water Company's regulating or measuring equipment is prohibited. Water shut of valves or curb boxes are considered to be part of the customer's service line and need to be maintained, accessible and in good working order.

3. Water Quality

Testing regulations require that the Consumer Confidence Report (a yearly Water Quality Report for Big Mountain Water Company) will be available to Water Company customers by July 1st of each year. Please write to Big Mountain Water Company, P. O. Box 1400, Whitefish, Montana 59937 or call 406-862-1941 to request a copy.

4. Water Usage Discrepancy

A customer who believes that their meter is not operating properly may request a test of the meter, which will be performed by Water Company personnel. A \$100.00 deposit to cover the costs of the test will be required. The deposit, less the cost of the test, will be refunded

if the meter is not within AWWA (American Water Works standards). Any deviation from this standard will be adjusted for a period of no more than six (6) months.

5. Discontinuation of Service.

Monthly water statements are due and payable within 15 (fifteen) days from date of the statement. Water service can be discontinued for violation of rules or for nonpayment of bills.

In the event water service is terminated because of nonpayment of statements, the Water Company will notify the owners of that facility in advance.

In the event water service is terminated because Water Company equipment has been tampered with or where fraudulent use of water service by an unauthorized person is detected, no advance notice of termination of service will be given. . The utility may assess a reconnection charge as provided in ARM 38.5.2505(2) before service is recontinued.

Waste of water is prohibited, and consumers must keep their fixtures and service pipes in good working order at their own expense, and keep all waterways closed when not in use. Leaky fixtures must be repaired at once without waiting for notice from the Water Company. If repair is not made, the Water Company without notice will shut off the water.

6. Emergency Service Disruption.

Notice will be given, whenever possible, prior to shutting off water, but owing to unavoidable accidents or emergencies, water service may be shut off at any time. In the event of such accident or emergency, users are advised to take the necessary precautions to prevent damage to their fixtures and premises.

BIG MOUNTAIN WATER COMPANY GENERAL PROVISIONS

Design

All water systems, sewer systems, storm drainage systems and roadways necessary to provide service to and within the Big Mountain Water Company development area shall be constructed at the Developer's expense and shall be designed by a Professional Engineer, and approved by the Montana Department of Health & Environmental Sciences. Plans and specifications shall bear the seal of the Professional Engineer in responsible charge of the design and they shall be submitted to the Water Company for review and approval. Design calculations and testing results shall be submitted to the Water Company when required.

Upon project completion and before final approval shall be issued by the Water Company, the developer shall submit record drawings and a certification from the Professional Engineer.

Separation of Water and Sewer Lines

Water and sewer service lines must be horizontally separated by 10 feet from the main to the curb stop. If water and sewer services are closer than 10 feet horizontally anywhere between the water meter and the water main, the water service line shall be equipped with a back flow preventer, installed in a manhole type enclosure. The back flow preventer shall be located just downstream of the curb stop.

Notices of Disruption

Any construction that will disrupt normal operation of Big Mountain Water Company water and transportation facilities will require at least a 48-hour notice before construction is to begin. The developer or contractor shall at all times conduct his work to insure the least possible

obstruction to traffic and inconvenience to the general public and the residents in the vicinity of the work, and to insure the protection of persons and property. No road or street shall be closed to the public except with the permission of the Water Company and notification to the Fire Department in advance of said closures. Fire hydrants on or adjacent to the work shall be kept accessible to fire-fighting equipment at all times. Temporary provisions shall be made by the Development or Contractor to insure that sewer inlets, drainage ditches and irrigation ditches shall not be obstructed.

Plan Review

Application for hook up to the Big Mountain Water Company services must be made to the Water Company on the form enclosed. Fire sprinkler/suppression systems must be noted on the form. Building plans must be submitted to Big Mountain Water Company with the completed application.

Construction Inspection

Construction work, including individual water hook ups, must be inspected and approved by a Water Company representative prior to hook up. This inspection will be provided by the Water Company within 48-hour notice prior to inspection, and are available to be done during business hours Monday through Friday. Final inspection will include meter, remote and back flow prevention assembly.

Cross Connection Control Program

See Addendum "A" attached to these regulations and by reference made a part of the regulations.

Water Tap

A permit for an individual service connection shall be required for any water service prior to connecting, extending or reconstructing the service line to be served. When it is necessary to tap an existing main, a minimum of 48-hour notice must be given to the Big Mountain Water Company prior to scheduling the tap. Water taps shall only be allowed Monday through Thursday (Not on Fridays) and not on the day before a government holiday. The Big Mountain Water Company must have prior approval of the contracting authority and the approved contractor must make the tap and install the service clamp at the Permittee's expense. The contractor will excavate to the main, per design approval and inspection. The permittee shall perform all excavating and install all materials, at the permittee's expense, necessary to construct the service line from the main connection point to the point of service. The service line shall be inspected by the Water Company prior to backfill. The permittee shall also restore all surfaces in accordance with these standards. Any paved surface not restored within 14 calendar days, except during periods when the ground is frozen, will be restored by the Water Company with the cost for same to be billed to the permittee. If the ground is frozen, the gravel shall be compacted to the roadway surface and maintained by the permittee for safe winter usage, and the actual restoration made as soon as the ground is thawed in the spring. The bond furnished by the permittee will not be released until payment, if any, has been made to the Water Company for surface restoration made by the Water Company in accordance with the foregoing.

Service Lines

Structures containing two or more residences under separate ownership, such as townhouses or condominiums, shall have separate service lines; curb cocks and meters for each residence. Service lines shall extend from the main to the residence and are the responsibility of the homeowner.

Licenses and Fees

Permits for construction of improvements on public right-of-way or easements for lands intended for such use shall require that the installer be licensed by the State of Montana to perform such services. The Contractor and permittee shall give all notices and comply with all Federal, State and Local laws, ordinances and regulations in any manner affecting the conduct of the work, and shall indemnify and hold harmless the Water Company against any claim or liability arising from or based on, the violation of any such law, ordinance, regulation, order or decree, whether by himself or his employees.

Safety

In accordance with generally accepted construction practices and the requirement of the Occupational Safety and Health Administration Standards, the Contractor or Permittee shall be solely and completely responsible for conditions on the job site, including safety of all persons and property affected directly or indirectly by his operations during the performance of the work. This requirement will apply continuously 24 hours per day until acceptance of the work by the Water Company and shall not be limited to normal working hours.

The Contractor or Permittee shall provide adequate signs, barricades, red lights and watchmen and take all necessary precautions for the protection of the work and the safety of the public. The "Manual on Uniform Traffic Control Devices for Streets and Highways" shall be followed for guidance and warnings to provide information necessary for the safety of the public.

All barricades and obstructions shall be protected at night by suitable signal lights which shall be kept burning from sunset to sunrise. Barricades shall be of substantial construction and shall be painted such as to increase their visibility at night. Suitable warning signs shall be so placed and illuminated at night so as to show in advance where construction, barricades or detours exist.

Stop Work Order

A stop work order may be verbally issued by a representative of the Water Company if the work in progress does not meet the Construction Specifications and Standards or for any other valid reason. Work may resume after the problems are rectified.

A written follow up specifying the reason(s) for the issuance of the stop work order will be mailed to the affected contractor within twenty-four (24) hours of the verbal issuance of said stop work order.

Liability Insurance and Bonding

Liability Insurance. The permittee shall procure and maintain, at his own expense, during the permit period, General Public Liability and Property Damage Insurance including vehicle coverage issued to the permittee and protecting him from all claims for personal injury, including death, and all claims for destruction of or damage to property, arising out of or in connection with any operations under the contract documents, whether such operations be by himself or by any subcontractor under him, or anyone directly or indirectly employed by the Contractor or by a subcontractor under him. Insurance shall be written with a limit of liability of not less than \$1,000,000 for all damages arising out of bodily injury, including death, at any time resulting therefrom, sustained by any one person in any one accident; that a limit of liability of not less than \$1,000,000 aggregate for such damages sustained by two or more persons in any one accident. Insurance shall be written with a limit of liability of not less than \$1,000,000 for all property damage sustained by any one person in any one accident; and a limit of liability of not less than \$1,000,000 aggregate for any such damage sustained by two or more persons in any one accident. The Permittee shall hold harmless, indemnify and defend Big Mountain Water Co. and each of its agents, and each of their officers and employees, from any and all liability claims, losses or damage arising or alleged to arise from the performance of the work described herein, but not including the sole negligence of the Water Co. or its representatives. Each policy or certificate shall bear an endorsement or statement waiving the right of cancellation or reduction in coverage without thirty (30) days notice, in writing, to be delivered by certified mail to the Water Company.

Bonding. Permittees shall provide assurance the work they do within the right-of-way or public easement area will be in accordance with the Construction Standards herein and the materials and workmanship will be guaranteed for a period of one (1) year from the date of written acceptance by the Water Company. The Bond amount shall be as follows:

20% of Engineers' estimate, with a minimum of \$500.00 and a maximum of \$5,000.00

Bonds may be in form of a Surety Bond, a Certificate of Deposit (CD) or a personal check.

If a Surety Bond is furnished, the Bond shall specifically state its purpose, which is to (1) assure completion of the work, (2) assure conformance to these Standards and (3) guarantee the work for a period of one (1) year after the date of acceptance of the work by the Water Company. If a CD is used, it shall be made out as "Big Mountain Water Company". The CD will be held by the Water Company for one (1) year after the date of acceptance of the project by the Water Company. A personal check, if used, shall be made out to the Big Mountain

Water Company and will be cashed by the Water Company upon receipt. After the one (1) year guarantee period, the amount of the check will be refunded, less any Water Company costs, as determined for defect correction.

Guarantee for Equipment, Materials and Workmanship.

The Contractor shall guarantee all materials and equipment furnished and construction work performed on public improvements for a period of one (1) year from the date of written acceptance of the work by the Water Company. Until the record drawings have been submitted to the Water Company, the Water Company will not accept the job or the project as completed. After the 'as built' drawings have been submitted to the Water Company, the Water Company will issue written acceptance to the engineer. From the date of written acceptance by the Water Company, the one year guarantee begins.

Defect Correction.

During said one (1) year, the Permittee shall correct any defects in material, equipment or workmanship upon notification by the Water Company that such defect exists. If the Permittee does not correct the defect by the time stated in the notification, the Water Company will have the correction made and bill the Permittee the actual cost of correction, plus 15%, which total amount must be paid before the bond is released.

ADDENDUM "A"

BIG MOUNTAIN WATER COMPANY
Backflow Prevention Program

SECTION 1 – PURPOSE:

The purposes of this program are: (1) to protect the water supply against actual or potential contamination through cross-connections by isolating sources of contamination that may occur within a water user's premises because of some undiscovered or unauthorized cross-connection on the premises; (2) to eliminate existing connections between drinking water systems and other sources of water that are not approved as safe and potable for human consumption; (3) to eliminate cross-connections between drinking water systems

and sources of contamination; (4) to prevent future cross-connections. This program is adopted pursuant to MCA 75-6-103(2)(K) and Administrative Rules of Montana, Title 17, Chapter 38, Rule 17.38, Subchapter 3. The Big Mountain Water Company has adopted the program with the knowledge and approval of the Montana Department of Environmental Quality (DEQ). This cross-connection control program shall be administered by the operators of Big Mountain Water Company or their assignee.

It is not permissible for any person, firm or corporation at any time to make or maintain or cause to be made or maintained, temporarily or permanently, any cross-connection between plumbing pipes or water fixtures being served with water by the Big Mountain Water Company and any other source of supply or to maintain any sanitary fixture or other appurtenances or fixtures which, by reason of their construction may cause or allow backflow of water or other substances into the water supply system of Big Mountain Water Company and/or the service water pipes or fixtures of any customer serviced by Big Mountain Water Company.

SECTION – DEFINITIONS:

- A. Air-Gap Separation: The term “air-gap separation” shall mean a physical separation between the free flowing discharge end of a potable water supply pipeline and open or non-pressure receiving vessel. An approved air gap shall be at least double the diameter of the supply pipe measured vertically above the overflow rim of the vessel, and in no case less than one inch.
- B. Approved Backflow Prevention Assembly: The term “approved backflow prevention assembly” shall mean an assembly which is listed by the Foundation for Cross-Connection Control and Hydraulic Research, University of Southern California (FCCC & HR, USC) as an approved backflow prevention assembly.
- C. Approved Water Supply: The term “approved water supply” means any water supply whose potability is regulated by a State or local health agency.
- D. Atmospheric Vacuum Breaker: The term “atmospheric vacuum breaker” (AVB) (also known as the ‘non-pressure type vacuum breaker’) shall mean an assembly containing a float-check, a check seat and air inlet port. The flow of water into the body causes the float to close the air inlet port. When the flow of water stops, the float falls and forms a check valve against backsiphonage and at the same time opens the air inlet port to allow air to enter and satisfy the vacuum. A shutoff valve immediately upstream may be an integral part of the assembly. An atmospheric vacuum breaker is designed to protect against a health hazard (i.e. contaminant), under backsiphonage condition only. No shutoff valve may be installed downstream of an AVB.
- E. Auxiliary Supply: The term “auxiliary supply” means any water supply on or available to the premises other than the approved water supply. These auxiliary supplies may be polluted or contaminated or may be objectionable and constitute an unacceptable water source over which the water purveyor does not have sanitary control.
- F. AWWA Standard: The term “AWWA Standard” means an official standard developed and approved by the American Water Works Association (AWWA).
- G. Backflow: The term “backflow” means the undesirable reversal of water flow or the reversal of water flow containing other liquids, gases, or other substances from a connected source that flows into the distribution pipes of the public water system.
- H. Backpressure: The term “backpressure” means any increase of pressure in the downstream piping system (by pump, elevation of piping, or steam and/or air pressure) above the supply pressure at the point where backflow could occur.
- I. Backsiphonage: The term “backsiphonage” shall mean a form of backflow due to a reduction in system pressure which causes a sub-atmospheric pressure to exist at a site in the water system.
- J. Certified Backflow Prevention Assembly Tester: The term “certified backflow prevention assembly tester” means a person who holds a current certificate from any state certification program authorizing the person to test backflow prevention assemblies or who holds a current certificate from the American Society of Sanitary Engineers, American Backflow Prevention Association, Foundation for Cross-connection Control and Hydraulic Research, or American Water Works Association.
- K. Contamination: The term “contamination” means a degradation of the quality of the potable water by any foreign substance which creates a hazard to the public health, or which may impair the usefulness or quality of the water.

- L. Critical Level: The term “critical level” shall mean the C-L or C/L marking of the backflow prevention assembly which is the point established by the testing laboratory and marked by the manufacturer, from which the minimum required elevation above the flood rim of a fixture, receptacle or other use is determined. In the absence of such marking, the lowest part of the assembly shall be deemed to be the critical level.
- M. Cross-Connection: The term “cross-connection” means any actual or potential connection between a potable water system used to supply water for drinking purposes and any other water supply system, either public or private, or a wastewater or sewer line or other potential source of contamination so that a flow of water into or contamination of the public water system is possible. By-pass arrangements, jumper connections, removable sections, swivel or changeover assemblies, or other assemblies through which backflow could occur shall be considered to be cross-connections.
- N. Degree of Hazard: The term “degree of hazard” shall mean either a pollution (non-health) or contamination (health) hazard and is derived from the elevation of conditions within a system.
- O. Double Check Valve Assembly: The term “double check valve assembly” means an assembly of two internally loaded, independently acting check valves, including resilient seated shut-off valves on each end of the assembly and test cocks for testing the watertightness of each check valve.
- P. Double Check-Detector Assembly: The term “double check-detector assembly” means a specially designed assembly composed of a line-size approved double check valve assembly with a specific bypass water meter and a meter-sized approved double check valve assembly. The meter shall register accurately for only very low rates of flow and shall show a registration for all rates of flow.
- Q. Fixed Air Gap: The term “fixed air gap” means a backflow prevention assembly manufactured to meet the requirements of an air gap.
- R. Health Agency: The term “health agency” means the Montana Department of Environmental Quality (DEQ) or the Flathead County Health Department (FCHD).
- S. Big Mountain Water Company: The term “Big Mountain Water Company” means the water supply owned and operated by the Big Mountain Water Company, a public water system serving the village area of the Big Mountain Ski & Summer Resort and surrounding subdivisions.
- T. Non-Potable Water: The term “non-potable water” shall mean water which is not derived from a water supply and system under the authority of the appropriate health authority and is not approved for drinking, personal, or culinary use. Water in a fire, irrigation, reclaimed waste water or industrial water system is deemed non-potable.
- U. Pollution: The term “pollution” shall mean an impairment of the quality of the water to a degree which does not create a hazard to the public health but which does adversely and unreasonably affect the aesthetic qualities of such waters for domestic use.
- V. Person: The term “person” means an individual, corporation, company, association, partnership, public utility or other body or institution.
- W. Premises: The term “premises” means any and all areas on a water users’ property which are served or have potential to be served by the private water system.
- X. Pressure Vacuum Breaker: An assembly that has an independently operating, loaded check valve and an independently operating loaded air inlet valve located on the discharge side of the check valve. The pressure vacuum breaker must be equipped with the properly located test cocks and tightly closing shutoff valves located at each end of the assembly. This assembly is designed to protect only against a backsiphonage condition, not against backpressure. A shutoff valve may be used downstream of a pressure vacuum breaker.
- Y. Public Water Supply: The term “public water supply” means a system for the provision of water for human consumption that has fifteen (15) or more service connections or regularly serves at least twenty-five (25) persons daily for a period of at least sixty (60) days out of the year.

Z. Reduced Pressure Zone Backflow Prevention Assembly: The term “reduced pressure principle backflow prevention assembly” means an assembly incorporated two internally loaded, independently operating check valves and an automatically operating differential relief valve located between the two (2) checks, including resilient seated shutoff valves on each end of the assembly and the necessary test cocks for testing the assembly.

AA. Reduced Pressure Zone-Detector Backflow Assembly: The term “reduced pressure zone-detector assembly” shall mean a specially designed assembly composed of a line-sized approved reduced pressure principle backflow prevention assembly with a specific bypass water meter and a meter-sized approved reduced pressure principle backflow prevention assembly. The meter shall register accurately for only very low rates of flow and shall show a registration for all rates of flow.

BB. Service Connection: The term “service connection” refers to a point of connection of a user’s piping to the Big Mountain Water Company system.

CC. Water Supplier: The term “water supplier” means the Big Mountain Water Company.

DD. Water User: The term “water user” means any person obtaining water from Big Mountain Water Company.

SECTION III – CROSS CONNECTION PROTECTION REQUIREMENTS

A. General Provisions

1. Unprotected cross-connections with the public water supply are prohibited.
2. Whenever the Big Mountain Water Company finds that backflow protection is necessary to protect the public water supply, Big Mountain Water Company will require the water user to install an approved backflow prevention assembly at the water user’s expenses for continued service or before a new service will be granted.
3. Whenever Big Mountain Water Company finds that backflow protection is necessary on a water supply line entering the water user’s premises, then any and all water supply lines from the Big Mountain Water Company’s mains entering such premises, building or structures shall be protected by an approved backflow prevention assembly. The type of assembly to be installed will be in accordance with the requirements of this program.

B. Where Protection Is Required

1. Each service connection from the Big Mountain Water Company water system supplying water to premises having an auxiliary water supply shall be protected against backflow of water from the premises into the public water system.
2. Each Big Mountain Water Company service connection supplying water to any premises on which any substance is handled in such fashion that it may be allowed to entry the public water system shall be protected against backflow from the premises into the public water supply with an approved backflow prevention assembly. This shall include the handling of process waters and water originating from the Big Mountain Water Company water system which has been subjected to any change in water quality.
3. Backflow prevention assemblies shall be installed on the service connection to any premises having: (a) internal cross-connections that cannot be permanently corrected and controlled to the satisfaction of the State or local Health Department and Big Mountain Water Company, (b) complicated plumbing and piping arrangements or where entry to all portions of the premises are not readily accessible for inspection purposes, making it impracticable or impossible to ascertain whether or not cross-connections exist, or (c) cross-connections that cannot be practically eliminated.

C. Type of Protection Required

1. The type of protection that shall be provided to prevent backflow into the approved water supply shall be commensurate with the degree of hazard that exists on the consumer’s premises. The types of protective assembly that may be required (listed in an increasing level of protection) include: 1. Double Check Valve Assembly (DCA), 2. Atmospheric Vacuum Breaker (AVB), 3. Pressure Vacuum Breaker (PVB), 4. **Reduced Pressure Zone Backflow Prevention Assembly (RP)**, and 5. Air-gap separation (AG). The water user may choose a higher level of protection than required by Big Mountain Water Company. The minimum types of backflow protection required to protect the approved water supply from varying degrees of hazard are given in Table I. Situations which are not covered in Table I shall be evaluated on a case by case

basis and the appropriate backflow protection determined by Big Mountain Water Company shall be installed by the water user.

D. Exceptions

A cross-connection is exempt from the standards in this program if the following conditions are met:

1. The cross-connection is with a public water supply system that has been approved by the DEQ;
2. The owner or operator of the public water supply system that is or will be connected to the system with the approved voluntary cross-connection control program:
 - a. sends a written request for the exemption to the public water supplier with the approved voluntary program; and
 - b. submits a sanitary survey conducted within the three (3) years preceding the request for the exemption that:
 - (A) indicates that there are no cross-connections that violate requirements of Rule II (1) and (2) within the public water supply system that is or will be connected, and
 - (B) has been conducted by the DEQ or a person who has contracted with the department for the purpose of performing the sanitary survey; or
 - (C) has been determined by the DEQ to be competent and reliable; and
 - c. the public water supply system with the approved voluntary program determines in writing that the public water supply that is or will be connected is acceptable as a source.

TABLE I
TYPE OF BACKFLOW PROTECTION REQUIRED

<u>Degree of Hazard</u>	<u>Minimum Type of Backflow Prevention</u>
(A) Sewage and Hazardous Substances	
(1) Premises on which there are wastewater pumping and/or Treatment plants and there is no interconnection with the potable water system. This does not include a single family residence that has a sewage lift pump. An RP may be provided in lieu of an air gap if approved by Big Mountain Water Co.	AG
(2) Premises on which hazardous substances are handled in such a manner that the substance may enter a potable water system. This does not include a single family residence that has a Sewage lift pump. An RP may be provided in lieu of an AG if approved by Big Mountain Water Company.	AG
(3) Premises on which there are irrigation systems into which Fertilizers, herbicides or pesticides are, or can be, introduced.	RP
(4) Premises, including single family residences, on which there are underground irrigation systems. An atmospheric or pressure vacuum breaker may be provided in lieu of an RP if approved by Big Mountain Water Company.	RP
(B) Premises on which there is an unapproved auxiliary water supply which is connected with the public water system. An RP may be provided in lieu of an AG if approved by Big Mountain Water Company.	AG
(C) Fire Protection System	
(1) Premises on which the fire system is supplied from the public water system and interconnected with an unapproved water supply. An RP may be provided in lieu of an AG, if approved	AG

- by Big Mountain Water Company.
- | | | |
|-----|--|-----|
| (2) | Premises on which the fire system is supplied from the public water system and where either elevated storage tanks or fire pumps which take suction from private reservoirs or tanks are used, | DCA |
| (3) | Premises on which the fire system is supplied from the public water system and there is standing water in the fire system or outside fire hose connections. | DCA |
| (D) | Premises on which entry is restricted so that inspections for cross-connections cannot be made with sufficient frequency or at short notice to assume that cross-connections do not exist. | RP |
| (E) | Premises on which there is a history of cross-connections being established or re-established. | RP |
| (F) | Premises on which two (2) or more services supply water to the same building, structure or premises shall have at least an RP assembly on each water service to be located adjacent to and on the customer's side of the respective meters. A DCA may be provided in lieu of an RP if approved by Big Mountain Water Company. | RP |
| (G) | Premises on which the water user has installed a booster pump to increase the supply pressure to the building, structure or premises shall have at least an RP assembly on each water service to be located adjacent to and on the customer's side of respective meters. A DCA may be provided in lieu of an RP if approved by Big Mountain Water Company. | RP |
| (H) | Premises on which there are boilers, water heaters, heat exchangers, cooling towers, air conditioners, or other plumbing arrangements in which corrosion inhibitors, antifreeze or other chemicals are or can be used shall have at least an RP assembly on each water service to be located adjacent to and on the customer's side of the respective meters. A DCA may be provided in lieu of an RP if approved by Big Mountain Water Co. | RP |
| (I) | Premises on which there is water treatment equipment through which chemicals or other substances are or can be injected into the customer's water supply shall have at least an RP on each water service to be located adjacent to and on the customer's side of respective meters. A DCA may be provided in lieu of an RP if approved by Big Mountain Water Company. | RP |

SECTION IV – BACKFLOW PREVENTION ASSEMBLIES

A. Approved Backflow Prevention Assemblies

1. Only backflow prevention assemblies which are listed on the “List of Approved Backflow Prevention Assemblies” published by the foundation for Cross-Connection Control and Hydraulic Research, University of Southern California, shall be acceptable for installation by a water user connected to the Big Mountain Water Company potable supply.
2. Upon request, the Big Mountain Water Company will provide a list of approved backflow prevention assemblies to any interested person.

B. Existing Backflow Prevention Assemblies

Approved backflow prevention assemblies that are currently in service shall be tested and if found to be in serviceable condition can be left in service after certain information (make, model, size, serial number and test results) has been provided to the Big Mountain Water Company. The assembly must then be tested yearly by a certified backflow prevention assembly tester (see Section VIII) or more frequently if determined necessary by the Big Mountain Water Company. Existing backflow prevention assemblies found to be unserviceable or whose application has been misapplied shall be removed and replaced with an appropriate assembly approved by Big Mountain Water Company.

C. Backflow Prevention Assembly Installation

Backflow prevention assemblies shall be installed in a manner prescribed by the Big Mountain Water Company. Location of the assemblies should be as close as practical to the user's connection. Big Mountain Water Company shall have the final authority in determining the required location of a backflow prevention assembly.

1. Air-gap separation (AG) – The air gap separation shall be located on the user's side of and as close to the service connection as is practical. All piping from the service connection to the receiving tank shall be above grade and be entirely visible. No water use shall be provided from any point between the service connection and the air-gap separation. The water inlet piping shall terminate a distance of at least two (2) pipe diameters above the supply inlet, but in no case less than one (1) inch above the overflow rim of the receiving vessel. Properly installed, the air gap may be used to protect against all levels of backflow hazards.
2. Reduced pressure zone backflow prevention assembly (RP) – The approved reduced pressure zone backflow prevention assembly shall be installed on the user's side and as close to the service connection as is practical. The assembly shall be installed a minimum of twelve inches (12") above grade and not more than thirty inches (30") above grade measured from the bottom of the assembly and with a minimum of twelve inches (12") side clearance. The assembly shall be installed in a horizontal position and be readily assessable for maintenance and testing. Water supplied from any point between the service connection and the RP assembly shall be protected in a manner approved by Big Mountain Water Company. The water user must provide adequate drainage to prevent flooding in the event the RP assembly bypasses water to atmosphere and sufficient protection to prevent the assembly from freezing. Properly installed, the RP may be used to protect against all levels of hazard under both backpressure and backsiphonage conditions.
3. Double check valve assembly (DCA) – The approved double check valve assembly shall be located as close as practical to the user's connection and shall be installed above grade, if possible, and in a manner where it is readily accessible for testing and maintenance. If a double check valve assembly is put below grade, it must be installed in a vault such that there is a minimum of six (6) inches between the bottom of the vault and bottom of the assembly and so that the top of the assembly is no more than a maximum of eight (8) inches below grade. Also, there must be a minimum of twenty four (24) inches of clearance between the side of the assembly with the test cocks and side of the vault, and also a minimum of twelve (12) inches clearance between the other side of the assembly and side of the vault. Special consideration must be given to double check valve assemblies of the "Y" type. These assemblies must be installed on their 'sides' with the test cocks in a vertical position so that either check valve may be removed for service without removing the assembly. Vaults which do have an integrated bottom must be placed on a three (3) inch layer of gravel. The water user must provide adequate drainage to prevent flooding in the event the assembly leaks or to accommodate spillage during testing and repairs. The water user is responsible for providing adequate protection to prevent freezing of the assembly. The DCA may be used to protect against a non-health hazard under both backpressure and backsiphonage conditions.
4. Pressure Vacuum Breaker (PVB) – The approved pressure vacuum breaker assembly shall be located as close as practical to the user's connection or meter and shall be installed at least twelve (12) inches above all downstream plumbing and the highest fixture flood level rim, outlet, or highest point of water use. In no case should the PVB assembly be used if backpressure could develop in the downstream piping. The PVB shall be installed inline in a vertical position with adequate space to facilitate maintenance and testing. The PVB shall be installed in an area where water spillage through a vacuum relief valve (air inlet) is not objectionable. Adequate drainage to floor drains should be provided to accommodate this spillage. The PVB shall not be installed in a vent hood or where toxic or objectionable fumes or substances could enter and contaminate the potable water piping. Prior to installation, refer to the manufacturer's literature concerning temperature ranges. The PVB must be protected from freezing temperatures and if installed where temperatures will reach one hundred twenty degrees Fahrenheit (120 F) or forty three degrees Celsius (43 C) or above, the hot water type of assembly must be used. Properly installed, the PVB may be used to protect all levels of hazard under backsiphonage conditions only.
5. Atmospheric Vacuum Breaker (AVB) – The approved vacuum breaker assembly shall be located as close as practical to the user's connection or meter and shall be installed at least six (6) inches above all downstream piping and the highest fixture flood level rim, outlet or highest point of water use. In no case should the AVB assembly be used if backpressure could develop in the downstream piping. The AVB shall be installed inline in a vertical position with adequate space to facilitate maintenance and testing. The AVB shall be installed in an area where water spillage through the vacuum relief valve (air inlet) is not objectionable. Adequate drainage to the floor drain must be provided to accommodate this spillage. The AVB shall not be installed in a vent hood or where toxic or objectionable fumes or substances could enter and contaminate the potable water piping. The AVB shall not be installed where it will be in continuous operation or under continuous pressure for more than twelve (12) consecutive hours. When used for long periods of time, the air inlet valve could become stuck in the closed position. The AVB shall not have any valves installed downstream from the assembly (the discharge side of the plumbing should be exposed to the atmosphere). Prior to installation, refer to the manufacturer's literature for temperature ranges. The AVB must be protected from freezing temperatures and if installed where

temperatures will reach 110 degrees Fahrenheit (110 F) or forty three degrees Celsius (43 C) or above, the hot water type of assembly must be used. Property installed, the AVB can be used to protect against all levels of hazard under backsiphonage conditions only.

(D) Backflow Prevention Assembly Testing and Maintenance.

1. The owners of any premises on which, or on account of which, backflow prevention assemblies are installed, shall have the assemblies tested by a person who holds a current certificate from any state certification program authorizing the person to test backflow prevention assemblies or who holds a current certificate from the American Society of Sanitary Engineers, American Backflow Prevention Association, Foundation for Cross Connection Control and Hydraulic Research, or the American Water Works Association. Backflow prevention assemblies must be tested at least annually and immediately after installation, relocation or repair. The Big Mountain Water Company may require a more frequent testing schedule if it is determined to be necessary. The Big Mountain Water Company will maintain records regarding the inspection, testing, repair and location of backflow assemblies on customer premises. No assembly shall be placed back in service unless it is functioning as required. A report in a form acceptable to Big Mountain Water Company shall be filed with Big Mountain Water Company each time the assembly is tested, relocated or repaired. These assemblies shall be serviced, over-hauled, or replaced whenever they are found to be defective and all costs of testing, repair and maintenance shall be born by the water user. All repair and maintenance of backflow prevention assemblies shall be done by a person meeting all state and local requirements. If a water user has a water service considered critical, i.e. a water service that cannot be shut off, even for a few moments at any time, the Big Mountain Water Company will require either two (2) services to the facility, each having equal backflow protection determined by the degree of actual or potential hazard, or the user may install two (2) assemblies in parallel on the existing service. On assembly can provide water service to the user while the other is tested and/or repaired.
2. Big Mountain Water Company will notify affected customers by mail when annual testing of an assembly is needed and also supply users with the necessary forms which must be filled out each time an assembly is tested or repaired.
3. Upon request, Big Mountain Water Company will provide a list of persons qualified to test backflow prevention assemblies.

E. Backflow Prevention Assembly Removal

Approval must be obtained from Big Mountain Water Company before a backflow prevention assembly is removed, relocated or replaced.

1. Removal: The use of an assembly may be discontinued and the assembly removed from service upon verification by Big Mountain Water Company that a hazard no longer exists or is not likely to be created in the future.
2. Relocation: An assembly may be relocated following confirmation by Big Mountain Water Company that the relocation will continue to provide the required protection and satisfy installation requirements. A retest will be required following the relocation of the assembly.
3. Repair: An assembly may be removed for repair provided the water user is either disconnected until repair is completed and the assembly is returned to service, or the service connection is equipped with other backflow protection approved by Big Mountain Water Company. A retest will be required following the repair of the assembly
4. Replacement: An assembly may be removed and replaced provided the water is discontinued until the replacement assembly is installed. All replacement assemblies must be approved by Big Mountain Water Company and be commensurate with the degree of hazard involved. The replacement assembly must be tested prior to being put into service.

SECTION V – USER SUPERVISOR

At each premise where it is necessary, (i.e. schools, industrial facilities, manufacturing plants, etc.), in the opinion of Big Mountain Water Company, a user supervisor shall be designated by and at the expense of the water user. This user supervisor shall be responsible for the monitoring of the backflow prevention assemblies and for avoidance of cross-connections. In the event of contamination or pollution of the drinking water system due to cross-connection on the premises, Big Mountain Water Company shall be promptly notified by the user supervisor so that the appropriate measures may be taken to overcome the contamination. The water user shall information Big Mountain Water Company of the user supervisor's identity on an annual basis and whenever a change occurs.

SECTION VI – ADMINISTRATIVE PROCEEDURES

A. Water System Survey

1. Big Mountain Water Company may review any request for new service to determine if backflow protection is needed. Plans and specifications must be submitted to Big Mountain Water Company upon request for review of possible cross-connection hazards as a condition of service for new service connections. If Big Mountain Water Company determines that backflow prevention is necessary to protect the water system, the required assembly must be installed before service will be granted. In addition, where multiple water systems exist on the user's premises, pipelines shall be identified by the user to clearly distinguish between the systems. This will be done in a manner acceptable to Big Mountain Water Company to protect the potable water supply and health of the public.
2. Big Mountain Water Company will conduct surveys of the customers' premises in order to eliminate existing cross-connections. These surveys will be conducted on a priority basis, generally beginning with those identified as having the highest degree of hazard as outlines in Section 5 of the University of Southern California Foundation for Cross-Connection Control and Hydraulic Research Manual of Cross-Connection Control, 9th Edition.
3. Big Mountain Water Company may, at its discretion, require an inspection or re-inspection for cross-connection hazards on any premise to which it serves water. Conditions that warrant re-inspection may include, but are not limited to: change of ownership, change of business/use, addition or replacement of equipment, a backflow incident, etc. Any water user who cannot or will not allow an on-premise inspection of his piping system shall be required to install the backflow prevention assembly that Big Mountain Water Company considers necessary.

B. Consumer Notification-Assembly Installation

1. Big Mountain Water Company will notify the water user of the survey findings, listing any corrective actions to be taken. A period of sixty (60) days will be given to complete all corrective actions required, including installation of backflow prevention assemblies.
2. A second notice will be sent to each water user who does not take the required corrective actions prescribed in the final notice within the sixty (60) day period allowed. The second notice will give the water user a two (2) week period to take the required corrective action. If no action is taken within the two (2) week period, Big Mountain Water Company may terminate water service to the affected water user until the required corrective actions are taken and inspected by Big Mountain Water Co.

C. Customer Notification – Testing and Maintenance

1. Big Mountain Water Company will notify each affected water user when it is time for the backflow prevention assembly installed on their service connection to be tested. This written notice shall give the water user thirty (30) days to have the assembly tested. A second notice shall be sent to each user who does not have their backflow prevention assembly tested as prescribed in the first notice within the thirty (30) day period allowed. The second notice will give the water user a two (2) week period to have their backflow prevention assembly tested. If no action is taken within the two (2) week period, Big Mountain Water Company may terminate water service to the affected water user until the backflow assembly is tested and/or repaired and the necessary forms are submitted to Big Mountain Water Co.

SECTION VII – WATER SERVICE TERMINATION

A. General

When Big Mountain Water Company encounters water users that represent a clear and immediate hazard to the public water supply that cannot be immediately abated, Big Mountain Water Company may institute the procedure for discontinuing the Big Mountain Water Company service.

B. Basis For Termination

Conditions or water uses that create a basis for water service termination shall include, but are limited to, the following:

1. Refusal to install a required backflow prevention assembly;
2. Refusal to test or maintain a backflow prevention assembly;
3. Refusal to repair a faulty backflow prevention assembly;

4. Refusal to replace a faulty backflow prevention assembly;
5. Direct or indirect connection between the public water system and a sewer line;
6. Unprotected direct or indirect connection between the public water system and the system or equipment containing contaminants;
7. Unprotected direct or indirect connection between the public water system and an auxiliary system;
8. A situation which presents and immediate health hazard to the public water supply system.

C. Water Service Termination Procedures

1. For conditions 1,2,3 or 4, Big Mountain Water Company may terminate service to a customer's premises after two written notices have been sent specifying the corrective action needed and the time period in which it must be done. If no action is taken within the allowed time period, water service may be terminated.
2. Conditions 5, 6, 7 or 8 are deemed an immediate threat to public health and Big Mountain Water Company may take the following steps:
 - a. Make reasonable effort to advise water user of intent to terminate water service;
 - b. Immediately terminate water supply and lock service valve. The water service will remain inactive until correction of violations has been completed and approved by Big Mountain Water Company.
3. Any and all costs associated with termination of water service shall be borne by the water user. A reconnection fee may also be assessed.

SECTION VIII-REQUIREMENTS FOR CERTIFICATION AS A BACKFLOW PREVENTION ASSEMBLY TESTER

Each applicant for certification as a tester of backflow prevention assemblies shall meet the requirements of a certified backflow prevention assembly tester as defined by the State of Montana.

SECTION IX-SEVERABILITY

If any of the requirements of this program are found to be illegal or unconscionable by a court of competent jurisdiction, the remaining requirements shall remain in full force and effect.

SECTION X-MODIFICATIONS

Big Mountain Water Company reserves the right to modify and administer this program as it deems necessary to ensure the quality of water provided.

SECTION XI-EFFECTIVE DATE

This program was reviewed and approved by the Montana DEQ. Inquiries should be directed to Big Mountain Water Company, P. O. Box 1400, Whitefish Montana 59937.

The following rates and regulations have been set by the Montana Public Service Commission as follows:

Public Service Commission of Montana

Big Mountain Water Company
P.O. Box 1400
Whitefish, MT 59937

Sheet No. 1
4th Revised Sheet No. 1
Canceling 3rd Revised Sheet No. 1

Monthly Service Charges

Available for: Big Mountain Water Company Service Area Flathead County, Montana
for all purposes except resale.

Applicable to: Residential and Commercial customers.

Rates:

Monthly Service Charge

<u>Meter Diameter</u>	<u>Rate</u> <u>Per Meter</u> <u>Per Month</u>	
5/8"	\$14.57	(I)
3/4"	\$18.95	
1"	\$27.71	
1 1/2"	\$49.60	
2"	\$75.88	
3"	\$137.18	
4"	\$224.76	
6"	\$443.72	
8"	\$706.46	(I)

The monthly Service Charge is applicable to all metered water service. It is a readiness to serve charge, to which are added the charges, computed at the Consumption Rate and Fire Line Rate for water used during the month.

Consumption Rate

\$7.98 per 1000 gallons

(I)

Fire Line Charge

\$0.830 per 1000 Gallons

(I)


Issued: December 17, 2018

By: 
Brad Kincaid, Vice President



Docket No.: D2018.6.40, Final Order No. 7634a
Commission Approved: January 15, 2019
Agenda No.: 19-01-15
Vote: 5-0

Effective for services rendered on or after February 1, 2019


Administrative Assistant

Public Service Commission of Montana

Big Mountain Water Company
P.O. Box 1400
Whitefish, MT 59937

Sheet No. 2
2nd Revised Sheet No. 2
Canceling 1st Revised Sheet No. 2

Other Fees

Connection/Inspection Fee
\$500.00 each new service line

(I)

Hydrant Connection Fee
\$125.00

Turn On/Off Fee
\$50.00

Meter Testing Deposit / Fee
\$100.00


(I)

Late Payment Fee
1.0% per month

Return Check Fee
\$25.00 fee will be charged to any customer who presents a check that is returned unpaid by the depository financial institution for any reason.

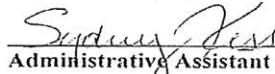
Issued: December 17, 2018

By: _____


Brad Kincaid, Vice President

Docket No.: D2018.6.40, Final Order No. 7634a
Commission Approved: January 15, 2019
Agenda No.: 19-01-15
Vote: 5-0

Effective for services rendered on or after February 1, 2019


Administrative Assistant

